


# **ONLINE COURSE** in Introduction to **Asset Management for the Water Sector:** a step-by-step guide for improving the management of water services

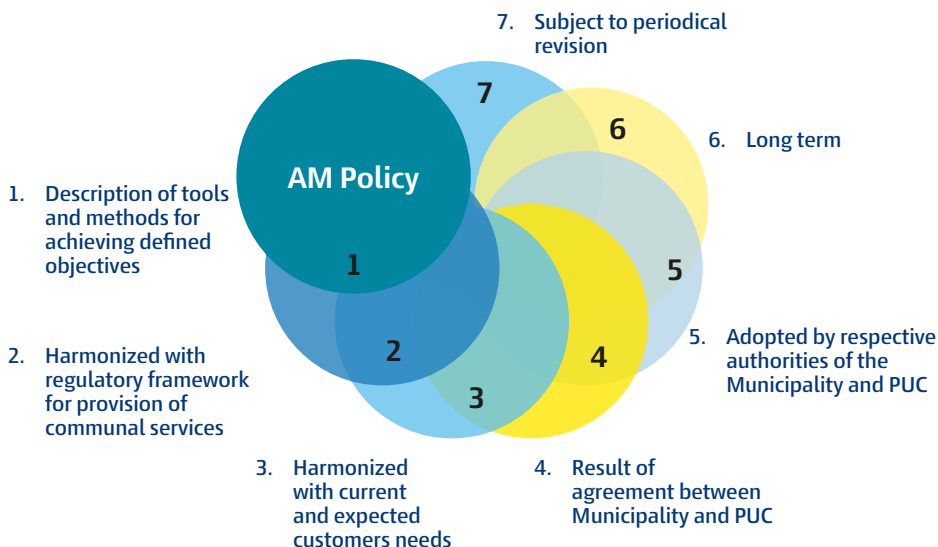


## Why is Asset Management important?

Asset management in water utilities has received much attention in the past decade, as part of the broader focus on deteriorated public assets and a need for their renewal. It is the practice of strategic managing of capital assets that can minimize the total cost of owning and operating them, while delivering the optimal quality service. Companies implementing asset management develop detailed asset inventories, perform operation and maintenance tasks, conduct long-range financial planning and undertake other activities to build the system's capacity, all of which help move it along the path to long-term sustainability. Asset management can have numerous benefits to a system, such as: prolonging asset life, meeting customer demands, reducing risks of leakages and failures, etc.



## Infrastructure asset management policy



## How can the online course help you?

One of the objectives of the Course on Introduction to Asset Management in the Water Sector is to increase understanding of the concept, processes and systems of proactive asset management among the local government (LG) and Public Utility Company (PUC) management decision-makers and their key staff.






In addition, the course will help LGs and PUCs to:

- Effectively utilize and manage arrangements in the asset management process: adoption of the strategy, asset management plan, determining levels of services;
- Improve understanding on how financial (full cost recovery), institutional (asset management enablers) and technical aspects of the asset management are correlated;
- Improve existing asset management practices by applying new tools, techniques and best practices;
- Exchange experiences with other LGs and PUCs from South-East Europe.



The screenshot displays a web-based course interface. On the left, a sidebar contains a 'Lessons' section with two items: '1. Asset depreciation' and '2. Asset valuation'. Below this is a 'Modules' section with four numbered items: '1 Importance of Asset Management', '2 Infrastructure Asset Management System and Resources', '3 Asset Management Techniques', and '4 Financial Aspects of Asset Management'. The main content area features a header image of hands writing on a document with a blue bar containing the text 'Financial Aspects of Asset Management'. Below the header, there is a paragraph of text explaining the goal of financial management in water utilities and the concepts of depreciation and asset valuation. On the right side, there are sections for 'Case studies' (listing 'Belgrade waterworks and sewerage' and 'Bijelina water joint stock company'), 'Software' (listing 'Asset management training tool'), 'Interesting Links' (listing 'Interesting Links'), and 'Bibliography'.

## Target audiences:

-  Mayors;
-  Members of City Councils;
-  Managers and key staff in public utility companies;
-  Employees in the municipal departments for utility affairs;
-  Managers in land directorates

## Course structure-Modules:

-  Importance of asset management;
-  Asset management system;
-  Asset management techniques;
-  Asset financial management;
-  Strategic documents;
-  Asset data management.



**Asset management training tool**

Asset management training mini tool is desktop application designed to assist participants of asset management training to get more familiar with AMI concepts.

Each participant can download the application and create own user profile, to be used for accessing the system later. During new user profile creation process, it is important to choose correct PUC (Public Utility Company) because all users of one PUC will be able to see all data referred to it's PUC. Once user profile is created, users can enter assets, locations, people and working orders for their respective PUC.

[Download ATM training tool](#)

**Case studies:**

-  Belgrade waterworks and sewerage
-  Bejina water joint stock company

**Software**

-  Asset management training tool

**Interesting Links**

-  Interesting Links

**Bibliography**

## Learning methods:

The course offers the most advanced online learning methodology and tools, including readings, videos, case studies, tutor-guided discussions, assignments, tests and quizzes. These interactive tools will enable participants to share their views and findings with peers and to receive feedback. Vivid forum discussions and daily exchanges of ideas and thoughts will encourage the participants to establish a permanent network of asset management professionals for future active learning and networking.



## Languages:

The course is available in English, Serbian, Albanian and Macedonian languages.

## Course delivery

Courses are usually delivered twice a year, in spring and autumn delivery cycle, in collaboration with NALAS member Local Government Associations (LGAs). To express your interest to attend this course, please contact the LGA in your country, or NALAS Secretariat at [info@nalas.eu](mailto:info@nalas.eu).

The screenshot shows a course page with a central video player area. On the left, there is a sidebar with 'Lessons' and 'Basic concepts and definitions' sections. On the right, there are 'Start video', 'PDF presentation', and 'Case studies' sections. The main content area displays the title 'Basic concepts and definitions' and a video player showing a scenic view of a river valley. Below the video, the text defines 'Asset Management Definition' and lists key activities.

**Basic concepts and definitions**

Asset Management Definition

Asset management, in the true meaning of the word, is present in our everyday life and it means much more than property ownership. It includes a whole set of activities, such as:

- Analyses of expenditures and revenues;
- Compliance with asset-related laws and regulations and
- Decision making about important issues, such as regular maintenance, necessary repairs, selling, leasing, reconstruction, and possible improvements of a particular asset, in order to increase the revenues from it.

The concept of asset management, as a system, is an invention of free market economy and is usually associated with the private sector. However, it is equally applicable to the public sector.

The slide lists five key components of an Asset Management Plan:

- Develops very specific targets;
- Contains detailed screening of assets using already explained AM techniques and hydraulic modelling;
- Contains tactical directions;
- Prepares short to medium term activities;
- Reform an non-asset aspects of organization (HR, IT).

## This course is part of NALAS e-Academy

NALAS e-Academy is an online platform for development learning designed for local governments of South-East Europe. NALAS e-Academy provides a superb knowledge on topics relevant for local government professionals in the areas of urban planning, energy efficiency, municipal finance, water management, solid waste management and more.

Taking advantage of new technologies, the learning experience provided by the NALAS e-Academy is affordable, innovative and practitioner-focused. NALAS is an e-learning wholesales partner of the World Bank for South-East Europe.



The course is developed within the project “Asset management for water and sanitation sector in South-East Europe”. The project is funded by the German Ministry of Economic Development and Cooperation (BMZ) and the Government of Switzerland and is implemented by GIZ (ORF MMS) and the Network of Associations of Local Authorities of South-East Europe (NALAS).



## NALAS Secretariat

Varshavska 36 A  
Skopje 1000, Macedonia  
Tel/Fax: +389 2 3090818  
info@nalas.eu, www.nalas.eu

In partnership with

